


Critical Studies

Keith Mallett

Keith Mallett

- **Keith Duncan Mallett** (born October 7, 1948) is an artist from Pennsylvania, United States.
- He has worked as a painter, etcher and ceramic artist. His subject matter ranges from figurative to still life and abstracts.
- He studied painting at the Art Students League and Hunter College in New York City.
- Mallett's work has been exhibited worldwide and is featured in corporate and private collections. He has also enjoyed considerable success with numerous sold out limited-edition prints, and was given the commission to craft the official limited-edition print commemorating the 50th anniversary of Jackie Robinson's breakthrough into major league baseball.



Keith Mallett



Keith Mallett

- While in New York, Mallett began working for the music industry painting record covers for Virgin Records and creating T-shirts for several well known music groups.
- In 1980 he moved to Los Angeles to continue pursuing his art career. In Los Angeles he began working for Jam Power Records and began to exhibit his work in numerous galleries.
- Soon after moving to Los Angeles he moved to San Diego to work with Front Line Graphics. He soon began to concentrate on painting fine art and African American art. With the worldwide success of "Generations", Mallett started his own company Keith Mallett Studio Inc.
- A variety of movies, television shows and books have featured Mallett's work.

Keith Mallett - Generations



Keith Mallett

Task: Watch the YouTube clip

- The art of Keith Mallett:

<https://www.youtube.com/watch?v=KVNXj29Lhng>

Questions

1. When was Keith Mallett born?
2. Where was he born?
3. Where did he study painting?
4. What type of artwork did Mallett create?
5. Where has Mallett lived throughout his career?

Keith Mallett - Still Life



Research Task

1. Select your favourite still life piece by Keith Mallett.
2. Find the name, date and medium of the work.

Critical Studies Question

1. Now you have chosen your favourite still life piece by Keith Mallett.
With reference to this artwork comment on:

- *composition*
- *shape*
- *pattern*

Why do you find this artwork appealing? Give **two** justified reasons.

10 marks

Use the information in the next slides to help you with this.

Exam Technique

- Read the question
- Underline the keywords
- Use the keywords as headings to structure your answer
- Each paragraph should analyse a different keyword from the question
- Always refer specifically to the paintings
- Your first sentence should be an introduction explaining which artist and artwork you are going to discuss

Keywords

- **Composition/ arrangement** - arrangement; pose (in figure and portrait work); setting; viewpoint; focal point; choice of subject matter; perspective; proportion; scale and use of space
- **Subject matter/ imagery** - choice of subject matter; sources of inspiration and influences; effect on the work
- **Visual elements** - line; tone; colour, **shape;** form; texture, **pattern;** how they have been combined/ applied; their effect on the work
- **Media handling and techniques** - choice of media and processes; application of media; effect on style; treatment of subject matter; level of detail; expressive qualities; skills demonstrated; 2D or 3D; scale of the work; influences on technique
- **Style** - aims and influence of specific art movements; what makes the work distinctive; sources of inspiration; the artists' 'trademarks'; artists' response to the subject
- **Scale** - the dimensions of the work; large or small; effect of scale on the work; effect of scale on detail/ realism/ visual impact etc.
- **Mood and atmosphere** - the mood and atmosphere created and how this has been achieved (e.g. colour, use of media, subject matter, composition, style etc.); what the work communicates to you and why

Words about composition

Arrangement	Viewpoint	Focal point	Subject	Sitter (in portraiture)
Foreground	Framed	Centre of interest	Object	Subject matter
Middleground	Cropped	Point(s) of interest	Distorted	Frame within frame
Background	Close-up	Elevated viewpoint	Fragmented	In proportion
Horizontal	Wide angle	Camera angle	Symmetrical	Out of proportion
Vertical	Circular	Eye-level	Asymmetrical	Portrait orientation
Diagonal	Triangular	Bird's eye view	Balanced	Landscape orientation
Linear	Staged	Low viewpoint	Busy	One-point perspective
Horizon line	Set up	Picture plane	Cluttered	Two-point perspective
Perspective	Dynamic	Negative space	Crowded	Flattered perspective
Leading line	Small-scale	Rule of thirds	Minimalist	Aerial perspective
S-curve	Large-scale	Depth of field	Sparse	Vanishing point

Words about shape and form

Shape and form		Shape	Form	
Regular	Simple	Circular	Sphere	Sculptural
Irregular	Complex	Rectangular	Cube	Architectural
Geometric	Fragmented	Oblong	Cylinder	Profile
Organic	Jagged	Square	Pyramid	Relief
Man-made	Pointed	Triangular	Cone	Moulded
Natural	Distorted	Oval	Conical	Sculpted
Angular	Freeform	Pentagon	Helix	Modelled
Rounded	Bold	Hexagon	Spherical	Carved
Symmetrical	Distinct	Octagon	Cuboid	Built
Asymmetrical	Indistinct	Outlined	Triangular	Constructed
Flat	Spiral	Positive	Tactile	Assembled
Repeating	Twisted	Negative	Textural	Tool marks
Elongated	Large-scale	Overlapping	Massive	Solid
Simplified	Small-scale	Silhouette	Monumental	Hard
Stylised	Short	Negative space	Hollow	
Spiky	Tall	Amorphous	Light	
Hard-edged	Wide	Nebulous	Heavy	
Soft	Narrow	Fluid	Mass	

Words about pattern

Applied	Random	Dots	Decorative
Repeating	Varied	Polka dot	Ornate
Simple	Regular	Dashes	Ornamental
Complex	Linear	Lines	Embellished
Man-made	Rectilinear	Stripes	Bold
Natural	Curvilinear	Chequered	Subtle
Geometric	Rhythmic	Tartan	Clashing
Organic	Symmetrical	Plaid	Kinetic
Mechanical	Asymmetrical	Floral	Optical
Motifs	Symbols	Speckled	Digital
Squiggles	Mirror image	Marbled	Abstract
Large-scale	Multi-directional	Cross-hatched	Psychedelic
Small-scale	Half-drop	Stippled	Tessellated

Fact, Justify, Opinion

Always answer critical studies questions with this technique. Give a fact, then a justification and then an opinion. This will ensure you receive full marks.

Fact

The artist uses earthy warm colours for the fruit contrasting with blues in the background.

Justify

I think that they have done this in order to make the fruit stand out and make it the most important object.

Opinion

I like the way they have used colour as it draws my eye towards the main subject matter of the painting.